


# QT1206 NTC EIA 1206 PACKAGE

QT1206 NTC precision surface mount thermistors are an ideal solution for use in temperature compensation networks. Their patented design features Leach Guard™ terminations, which are able to withstand many of today's modern automated assembly and soldering processes. Standard EIA sizing allows for tape and reel packaging designed for automated placement equipment. Contact QTI Technical Support for information regarding our SMD engineering kit.



## ENGINEERING INFORMATION

- Thermal Time Constant: 8 seconds max in still air
- Typical Dissipation Constant: 2mW/°C in still air
- Power rating: 0.25 W at 25°C, derate to 0 W at 125°C
- Resistance values at 25°C: from 470 ohms to 10 M ohms
- Operating temperature: -55°C to 125°C
- Storage temperature: -65°C to 150°C

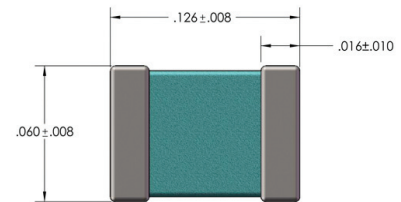
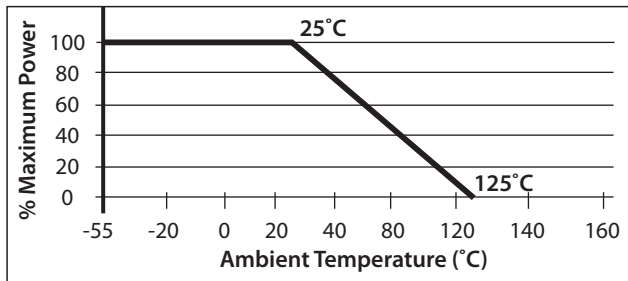


Table 1: Derating curve for high ambient temps



### Dimensions:

- L = 0.126" +/- 0.008"
- W = 0.060" +/- 0.008"
- T = 0.059" Max
- BW = 0.020" +/- 0.005"

Table 2: Minimum and maximum resistance values at 25°C for each available resistance ratio

Ratio D (7.1)	Ratio H (13.0)	Ratio L (16.1)	Ratio A (19.8)	Ratio B (29.4)	Ratio M (23.3)	Ratio N (38.5)	Ratio C (48.7)	Ratio R (62.5)
47 - 220 Ω	470 - 1.5k Ω	2k - 7.5k Ω	10k - 20k Ω	47k - 100k Ω	100k - 200k Ω	240k - 510k Ω	750k - 2M Ω	4.7M - 10M Ω

Table 3: Factors for determining resistance at various temperatures

Temp (°C)	Ratio D	Ratio H	Ratio L	Ratio A	Ratio B	Ratio M	Ratio N	Ratio C	Ratio R
-55	--	31.9	36.6	54.78	96.40	60.78	--	--	159.0
0	1.96	2.45	2.57	2.848	3.266	2.949	3.510	3.643	4.09
25	1.0	1.0	1.0	1.0	1.0	1.0	1.0	1.0	1.0
75	0.333	0.238	0.216	0.184	0.148	0.170	0.129	0.118	0.10
125	0.140	0.075	--	0.050	0.034	0.043	0.026	0.022	0.016

QTI can customize this part for you. Contact us for available options.

2108 Century Way Boise, Idaho 83709 USA  
 T: (208) 377-3373, 800-554-4784  
 F: (208) 376-4754  
 qtisales@thermistor.com  
 www.thermistor.com

